



Up to 10x 1/10Gb SFP+

Up to 4x 40/100Gb QSFP28+



FlowMagic-400

Portable Traffic Visibility and Performance Monitoring Appliance

FlowMagic Product Family Overview

FlowMagic is a purpose built appliance that is designed to enable service chaining between packet broker, traffic capture, real-time and retrospective traffic analysis and other advanced visibility functions such as deduplication, decryption and NetFlow record generation. Empowered by a software defined, graphically driven service builder, the FlowMagic is designed to ease the day-to-day monitoring and trouble shooting tasks for network administrators, developers and security teams.

The FlowMagic-400 is a price performance optimized appliance delivering up to 100Gbps of line rate packet capture with the latest storage technology and supporting up to three traffic capture and processing modules. There are a wide range of available modules which provide seamless connectives to networks running at 10Mb/100Mb/1Gb RJ45, 100Mb/1Gb Fiber, 10Gb LAN, 9.953Gb WAN, 25Gb, 40Gb and 100Gb. The chassis provides options for 4x 3.5" or 10x 2.5" external hot-swappable drives. Also, the FlowMagic-400 can use network attached storage as its capture repository through NFS or other types of network file system or storage area networks.

Highlights to Main Features and Benefits

	Feature Highlights
Up to Three Traffic Modules with a Wide Selection of Ports Specifications: 2/4/6x 10Mb/100Mb/1000Mb RJ-45 2/4/6x 1Gb SFP 2/4x 1Gb/10Gb RJ-45 2/4x 1Gb/10Gb SFP/SFP+ 4x 1Gb/9.953Gb/10Gb SFP/SFP+ 2x 1Gb/10Gb/25Gb SFP/SFP+/SFP28 2x 40Gb QSFP+ 2x 40Gb/100Gb QSFP+/QSFP28	Each of the interfaces can be configured to function as one of the following: <ul style="list-style-type: none"> • Capture ports • Traffic ingress port • Traffic egress port • Interface to send NetFlow record • Interface to connect to network attached storage
Inline or Tap based deployment	Rich deployment modes: <ul style="list-style-type: none"> • Seamlessly work with SPAN, TAP, optical splitter, FlowDirector or packet broker • Support inline deployment mode, in which FlowMagic can: <ul style="list-style-type: none"> • Forward packets between the ports • Mirror a copy of bi-directional traffic to service domain
Traffic Acquisition/Capture Service	Capture network traffic from traffic interfaces or from the output of a service component <ul style="list-style-type: none"> • Packet slicing • Packet tag insertion • Autonomous storage management and recycle • Traffic indexing for fast retrieval • Compression and size expansion avoidance • AES-128 or 256 based encryption
Packet Shark Real-time and Retrospective Packet Viewer	Integrated real-time and retrospective packet viewer with display filter support <ul style="list-style-type: none"> • Full packet decode capabilities with tree view • Supports wireshark display filter syntax • Full mouse and keyboard navigation support • Integrated assistant to create display filter from any decoded field • Integrated event and ticket system for spotting issues

Main Features and Benefit Highlights

	Feature Highlights
PCAP Exporter with Data Masking and Privacy Control	<p>Rich PCAP export functionalities available from both Web UI and iVOS API</p> <ul style="list-style-type: none"> • Export captured traffic into PCAP by time, filter, keyword scan or all above • Supports data masking by pattern match or protocol layer or portions of the packet • Flexible time stamp resolution support • Split PCAP output into specified file size • Optional compression and archive format support • Capability to rename the PCAPs during the download to avoid confusion
Packet Broker Services	<p>FlowMagic integrates rich packet broker functions.</p> <ul style="list-style-type: none"> • Packet Aggregation from any number of traffic ports or the output from upstream services into one stream • Packet Replication to any number of traffic ports or downstream services • Packet Filtering based on L2/L3/L4 fields with priorities support. Flexible placement in the data flow
Packet Deduplication	<ul style="list-style-type: none"> • Flexible Dedup window between 500 micro-seconds to 100 milli-seconds • Rich field selector to identify the packets • Identify duplicated packets based on one or more identifiers in the L2/L3/L4 layer.
SSL/TLS Traffic Decryption	<ul style="list-style-type: none"> • Supports SSL 3.0/TLS1.0/TLS1.1/TLS1.2 • Supports RSA based key exchange algorithms • Per-server or per-network decryption policies with client selector • Support import of encrypted key format • Flexible packet action based on the decryption policy settings, rewrite packet header into regular non-encrypted form (i.e. HTTPS to HTTP) • Maintains the flow integrity for the decrypted traffic by rewriting the TCP sequence/acknowledgement numbers
NetFlow V5/V9/IPFIX Generator	<ul style="list-style-type: none"> • Supports the generation of NetFlow records from ingress port or the output of services functions such as aggregator or filters • Supports NetFlow V5, V9 or IPFIX • Flexible reporting intervals and report control • Interop with standard NetFlow collectors • The Flow records can be output through a management port or a dedicated traffic port
Real-time/Near Real-time/Retrospective Deep Inspection Traffic Analyzer	<p>Integrated traffic analyzer can be invoked in real-time, near real-time or retrospective analysis mode.</p> <ul style="list-style-type: none"> • Multi timescale trending analysis by protocols • Integrated event and ticket reporting system • Integrated database navigation and query system • TopN, Endpoints, servers and protocols statistics • Integrated in-depth connections and transaction analysis • HTTP URL and DNS record extraction • GeoIP and AS aggregation and statistics • Traffic microburst monitoring • Endpoint and server traffic profiling and reporting

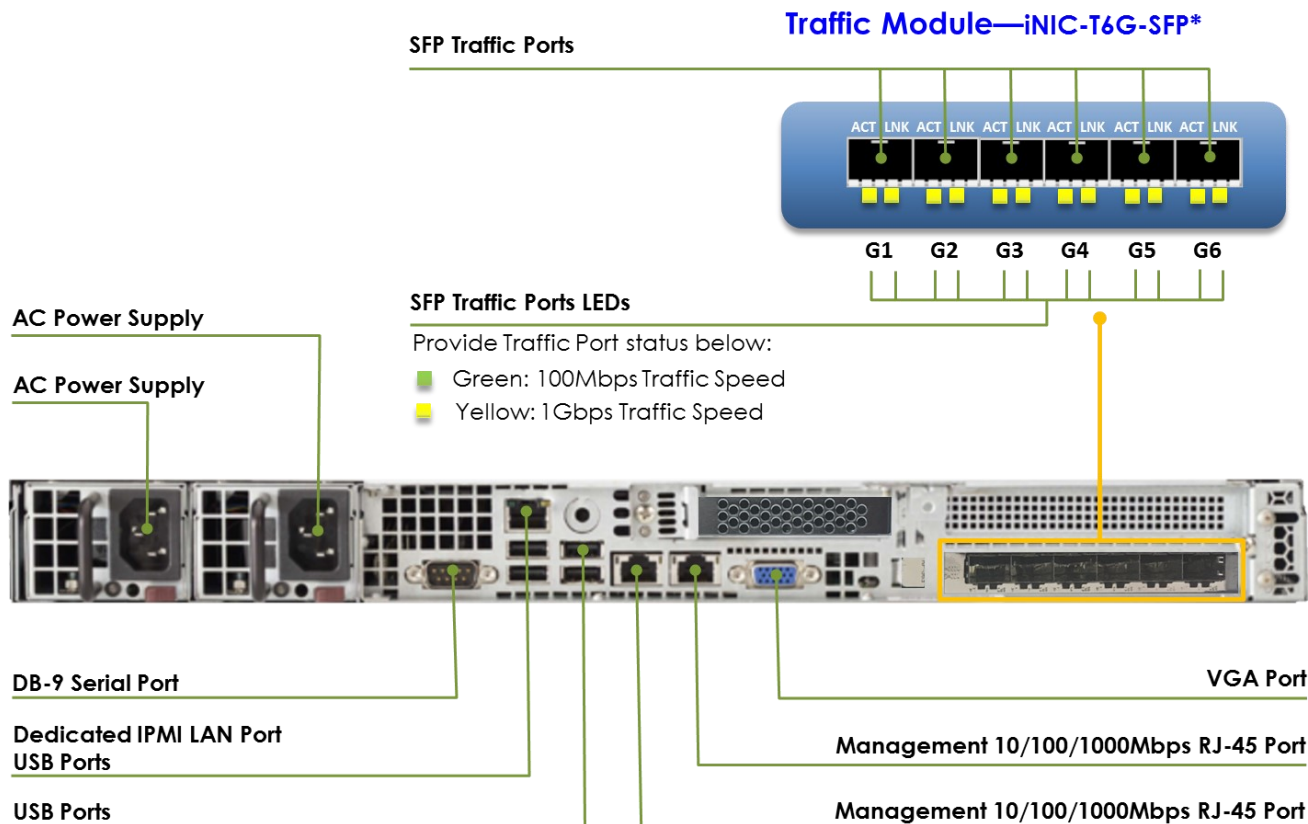
FlowMagic-400 External Interfaces Specification

Function	Compliance	Type	Quantity
Variety of Traffic Ports from 10Mb/100Mb/1Gb RJ45, 100Mb/1G SFP, 10Gb LAN, 9.953 WAN, 25Gb SFP28, 40G QSFP+ to 100Gb QSFP28	IEEE 802.3ae 10 Gigabit Ethernet; IEEE 802.3aq 10GBASE-LRM; SFP+ MSA, Revision 4.1; Direct-Attach Copper Cable Support up to 3 Meters; OC-192/STM-64 10G WAN; 10/100/1G SFP with SGMII and Auto Negotiation Support; IEEE 802.3by 25 Gigabit Ethernet; SFF-8436, SFF-8635 QSFP+ 40Gb Ports; SFF-8665 QSFP28 100Gb Ports.	10G SFP+ Fiber Optics/ DACs; 1G SGMII Based SFP for Fiber Optics and RJ-45 Copper; 25G SFP28 Fiber Optics and DACs; 40G/100G QSFP+/ QSFP28 Fiber Optics and DACs.	Varies, depending on the selection of Traffic Modules
10/100/1000Mbps Management Port	10/100/1000BASE-T Category 5, Category 5e, Category 6 UTP	Copper RJ-45	2
Console Port	115200 Baud 8 Bit Data No Parity 1 Stop Bit	Serial	1
Rear Panel USB Port	USB 2.0 High Speed	USB 2.0	2
Front Panel USB Port	USB 2.0 High Speed	USB 2.0	2
VGA Port	VGA DB-15 Connector	DB-15	1
3.5" Local Hard Drive with RAID Support	3.5" SATA-III Hot Swappable Bays for FlowMagic-400 ONLY	3.5" Hard Drive	4
2.5" Local Hard Drive with Optional RAID Support	2.5" SATA-III Hot Swappable Bays for FlowMagic-400-10 ONLY	2.5" Hard Drive	10
Front Panel Accessible Power Button	Push Button	Push Button	1
Front Panel Accessible Reset Button	Reset Button	Reset Button	1
Front Visible LED Panel	System Overheat LED LAN Activity LEDs HDD Activity LED Power LEDs	LEDs	5
Redundant Power Supply	500W (80+) Platinum Certified Power Supply 110-240V AC 50-60Hz Class I	1+1	2

FlowMagic-400 Standard Peripherals

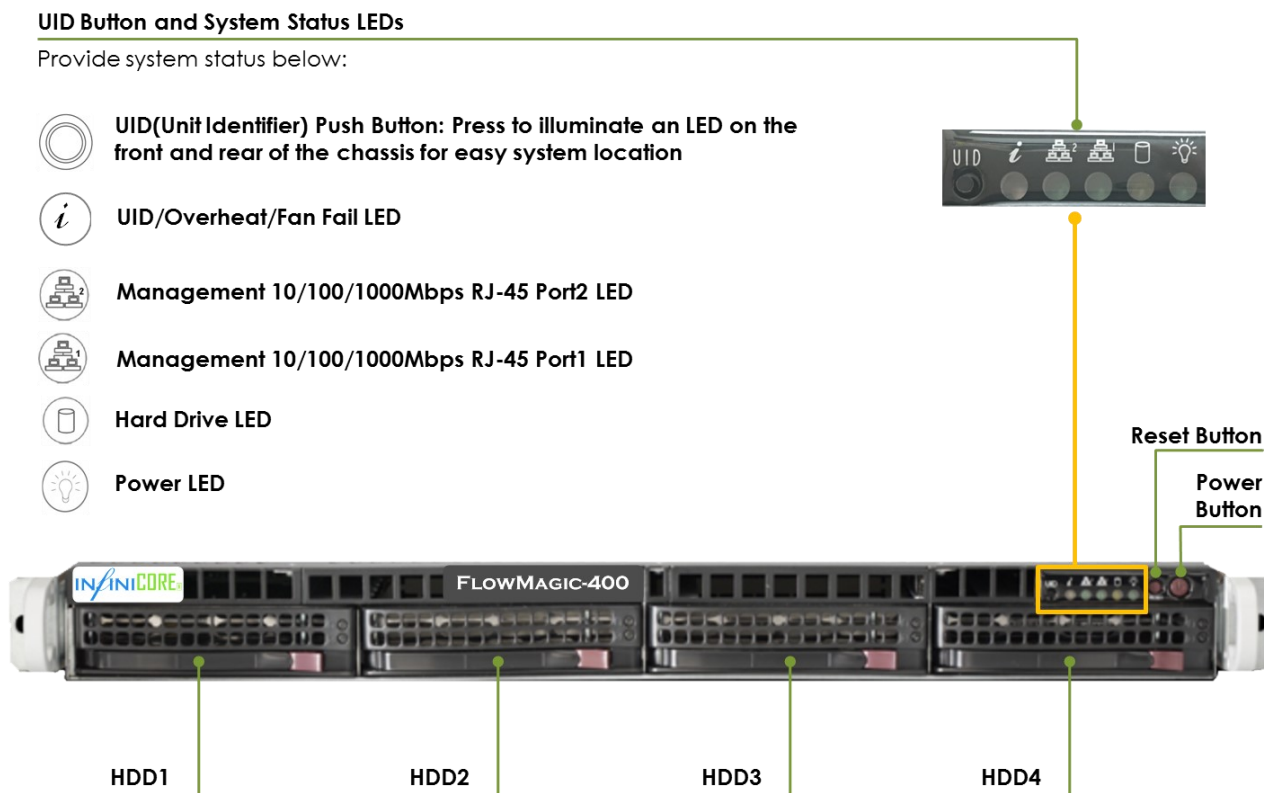
Part Name	Quantity
UTP Cat 6. Ethernet Cable	1
Rail Mounting Kit	1
CD (User Manual, software package)	0 or 1
USB System Recovery Thumb Drive	0 or 1

FlowMagic-400 Rear Panel Features



*: Please see page 5 for the availability of traffic modules with a wide selection of port specifications.

FlowMagic-400 Front Panel Features (Supports 3.5” drives)

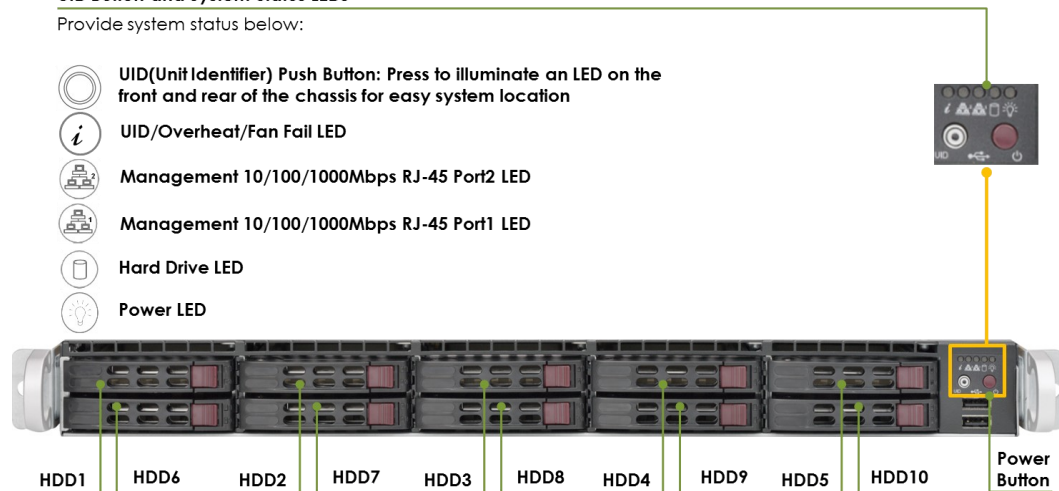


FlowMagic-400-10 Front Panel Features (Supports 2.5” drives)

UID Button and System Status LEDs

Provide system status below:

- UID (Unit Identifier) Push Button:** Press to illuminate an LED on the front and rear of the chassis for easy system location
- UID/Overheat/Fan Fail LED**
- Management 10/100/1000Mbps RJ-45 Port2 LED**
- Management 10/100/1000Mbps RJ-45 Port1 LED**
- Hard Drive LED**
- Power LED**



FlowMagic-400 Physical and Environmental Specification

Item	Description
Dimension (Width x Depth x Height)	19 x 25.6 x 1.75 (inches) 483 x 650 x 43 (millimeters)
Net Weight (without Hard Drives)	29 (pounds) / 13 (kilograms)
Environment	Operating Temperature: 0° ~ 40° C (32° ~ 104° F) Non Operating Temperature: -40° ~ 70° C (-40° ~ 158° F) Humidity: 20 ~ 90% (Non-condensing)

FlowMagic-400 Order Information

Please contact InfiniCORE regional distributors/resellers or InfiniCORE sales for further information.

Part Number	External Drive Bays	Traffic Ports	Port Specification	Software Package
FlowMagic-400-[]	4× 3.5”	Based on Configuration	Based on module selection	Foundation Package
FlowMagic-400-10-[]	10× 2.5”	Based on Configuration	Based on module selection	Foundation Package

FlowMagic-400 Available Traffic Modules

Part Number	Capture and Traffic Processing Ports	Port Specification
iNIC-T2G/T4G/T6G-RJ45	2, 4 or 6	10Mb/100Mb/1Gb RJ45
iNIC-T2G/T4G/T6G-SFP	2, 4 or 6	10Mb/100Mb/1Gb SFP Fiber
iNIC-T20G/40G-RJ45	2 or 4	10Mb/100Mb/1Gb/10Gb RJ45 Copper
iNIC-T20G/40G-SFP	2 or 4	1Gb/10Gb SFP/SFP+ Fiber
iNIC-T40G	4	1Gb/10Gb SFP/SFP+ Fiber
iNIC-T50G	2	1Gb/10Gb/25Gb SFP/SFP+/SFP28 Fiber
iNIC-T80G	2	40Gb QSFP+ Fiber
iNIC-T200G	2	40Gb/100Gb QSFP+/QSFP28 Fiber